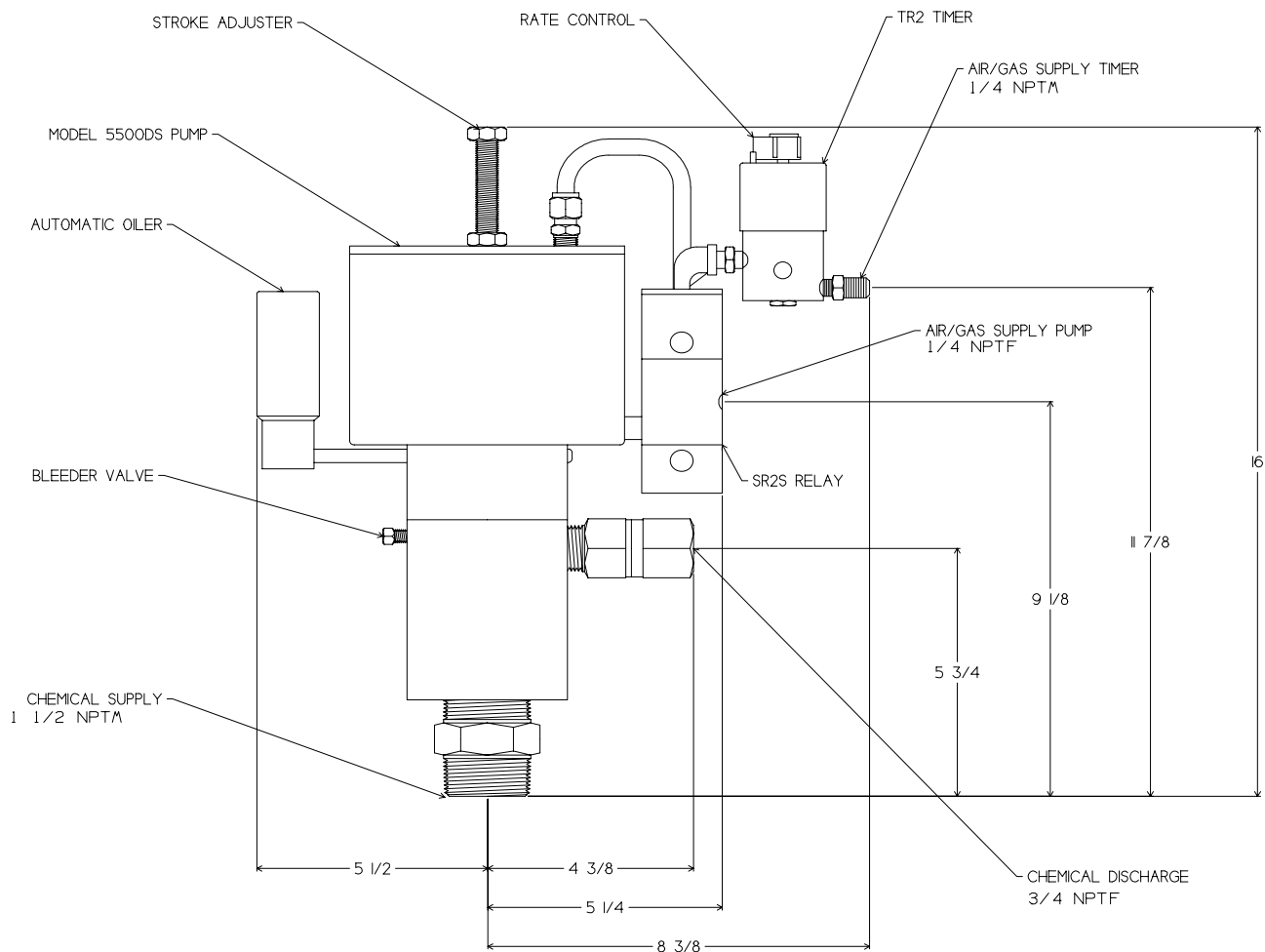


# MORGAN PRODUCTS

PNEUMATIC CHEMICAL PUMPS FOR THE GAS AND OIL INDUSTRIES

## MODEL 5500DS-TR2-SR2S

AIR ACTUATED POSITIVE DISPLACEMENT PUMP



MODEL (WITH TIMER)	DISPLACEMENT	PUMP RATIO	STROKE LENGTH in. - cm.	CONNECTIONS ALL NPT INPUT / OUTPUT	MAXIMUM DISCHARGE PSI - BAR	OUTPUT PER HOUR GAL. / LTS.
5500DS-TR2-SR2S	154.0 cc	6:1	3.1 - 7.87	1 1/2 - M / 3/4 - F	900 - 62	9 - 90 / 34 - 341

**MORGAN PRODUCTS INC.** 28103 Ave. Stanford / Valencia, CA 91355

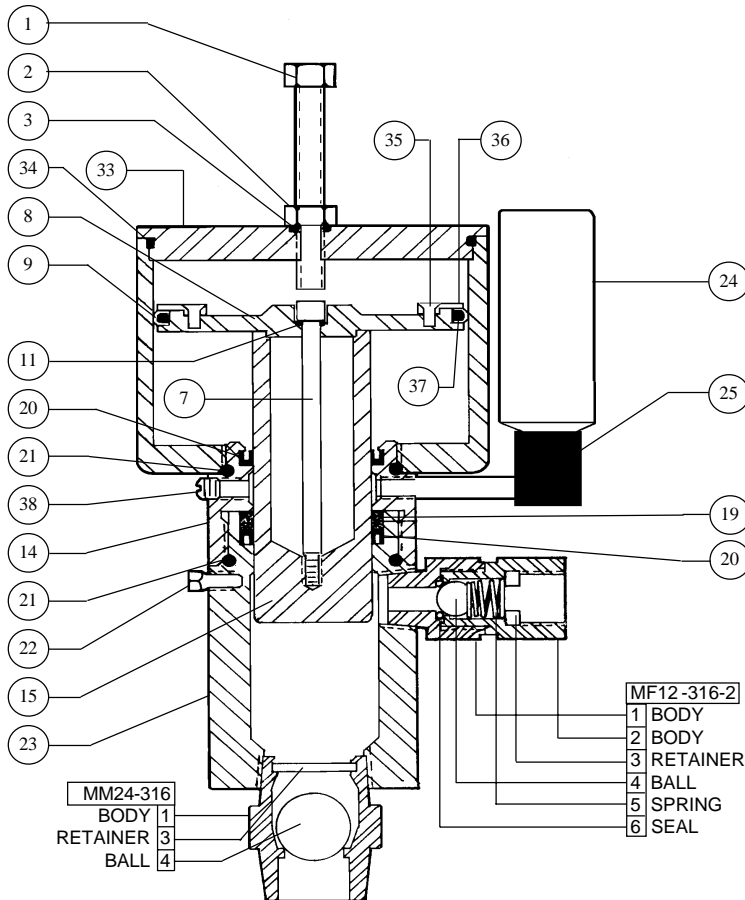
(805) 257-3022 - (800) 421-8910 - FAX (805) 257-3385

www.morganproducts.com - E-Mail info@morganproducts.com

# MORGAN PRODUCTS

PNEUMATIC CHEMICAL PUMPS FOR THE GAS AND OIL INDUSTRIES

## Parts List Model 5500DS

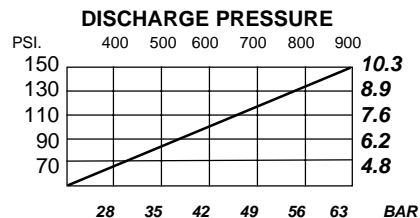
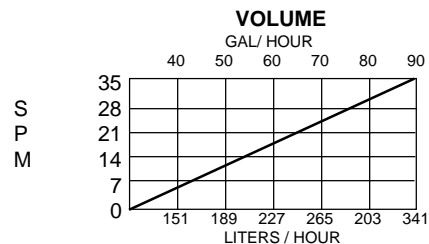


NO	NAME	PART NO.
1	Stroke Adjuster	5000-1
2	Locknut	3000-2
3	O-Ring Seal	3000-3 *
4	Air chamber	5000-4
7	Piston Bolt	5000-7
8	Piston	5000-8
9	Piston Seal	5000-9 *
11	O-Ring Seal	100-3 *
14	Oil Chamber	5000-14
15	Plunger 17-4TN	5000-15 *
	Optional Material	
	Plunger 316 SS	5500-17
19	Back-up Ring	5000-19 *
20	Pressure Seal	5000-20 * (2)
21	Body O-Ring Seal	5000-21 * (2)
22	Bleeder	125-22
23	Fluid Chamber	5000-23
24	4 oz. Oil	5000-24 *
25	Reservoir	3000-25
27	Elbow	5000-27
32	Nipple	3000-32
33	Air Chamber Cap	5000-33
34	Cap O-Ring	5000-34 *
35	Screw	5000-35 (8)
36	Seal Retainer	5000-36
37	Piston O-Ring	5000-37 *
38	1/8 NPT Plug	5000-38 *
	1oz. Grease	*
	Repair Kit	
	W/ 17-4TN Plunger	5000-50
	W/ 316 SS Plunger	5500-50

\* = Included in Repair Kit

### INSTALLATION INSTRUCTIONS

1. Discard all red plastic closures.
2. Connect suction check valve, to a gravity fed chemical.
3. Connect discharge check valve, to process line.
4. Connect a regulated air or gas supply, to the timing relay and SR1S Relay.
5. Fill oil reservoir with oil provided.
6. Open bleeder valve until chemical flows from bleeder.
7. Set regulator at 10 - 15 psi ABOVE the pressure required. (See discharge pressure graph).
8. Set cycle rate in strokes per minute. (See volume graph).



**MORGAN PRODUCTS INC.** 28103 Ave. Stanford / Valencia, CA 91355

(805) 257-3022 - (800) 421-8910 - FAX (805) 257-3385